

BZC51

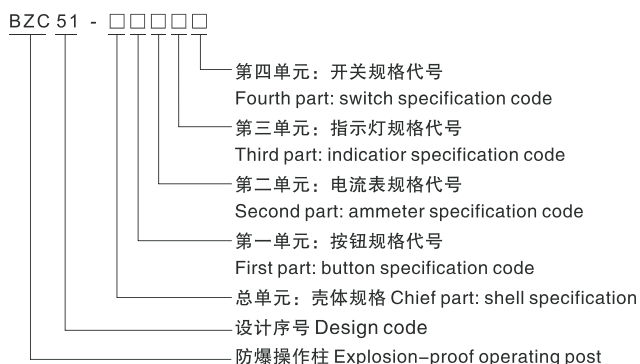
系列防爆操作柱(II B)



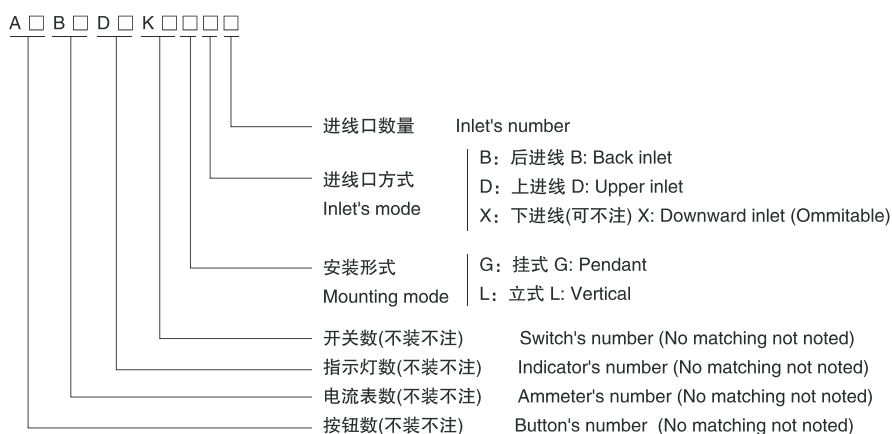
适用范围 Application

- 适用于1区、2区危险场所。
- 适用于II A、II B类，温度组别为T1~T6的爆炸性气体环境。
- Can be used in hazardous areas: Zone 1 and Zone 2
- Can be used in explosive gas atmospheres of Category IIA and IIB where the temperature classification is T1 ~ T6.

型号含义 Model implication



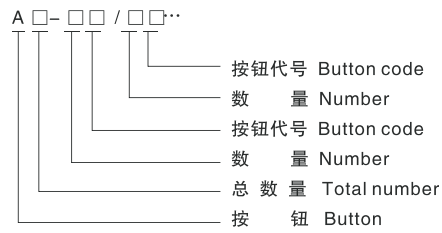
总单元含义 Application of chief part



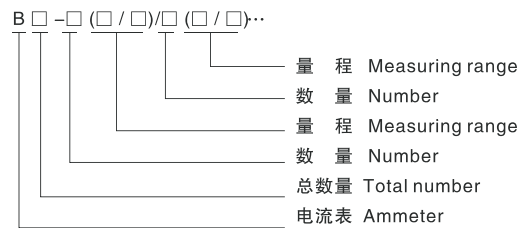
BZC51

Type explosion-proof operating post (II B)

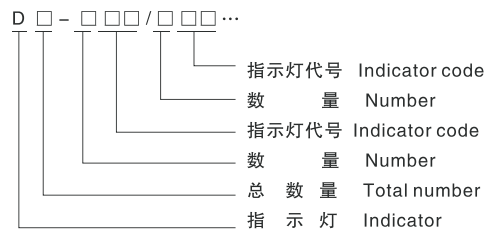
第一单元含义 Application of first part



第二单元含义 Application of second part



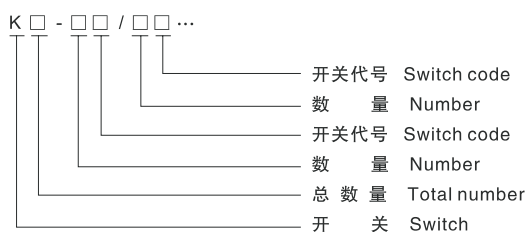
第三单元含义 Application of third part



BZC51

系列防爆操作柱(ⅡB)

第四单元含义 Application of fourth part



技术参数 Technical parameters

- | | |
|--|--|
| ■ 执行标准: GB 3836.1、GB 3836.2、
GB 3836.3、IEC60079 | ■ Implementing the standard : GB 3836.1、GB 3836.2、
GB 3836.3、IEC60079 |
| ■ 防爆标志: Exde Ⅱ BT6 Gb | ■ Explosion-proof mark: Exde Ⅱ BT6 Gb |
| ■ 额定电压: AC 380/220V | ■ Rated voltage: AC 380/220V |
| ■ 额定电流: 16A | ■ Rated current: 16A |
| ■ 防护等级: IP54、IP65 (配防雨罩) | ■ Protection grade: IP54、IP65 |
| ■ 防腐等级: WF1 | ■ Explosion-proof class: WF1 |
| ■ 使用类别: AC-3、AC-4 | ■ Using type: AC-3、AC-4 |
| ■ 引入口螺纹: G1", | ■ Inlet's thread: G1", |
| ■ 电缆外径(φ, mm): 12~17 | ■ Cable spec(φ, mm): 12~17 |

产品特点 Features

- 壳体采用ZL102铝合金压铸成型, 表面高压静电喷塑;
 - 内装指示灯、按钮、万能转换开关和电流表, 可按用户要求配装其他仪表;
 - 转换开关有30余种功能, 用户可按要求选择;
 - 可根据用户要求, 配装防雨罩;
 - 钢管或电缆布线。
- The housing is die cast in aluminum alloy, with high voltage static plastic-sprayed surface.
 - Besides built-in indicator lamp, button, universal change-over switch and ammeter, other meters can be mounted according to users' requirements.
 - The universal switch has 30-odd functions, which can be chosen.
 - The rain screen may be provided at request of users.
 - Conduit wiring or cable wiring.

BZC51

Type explosion-proof operating post (II B)

订货须知及举例 Not ice if ordering and example

- 本产品可在户内或户外使用，如在户外使用，建议配备防雨罩，提高产品的防护性能；
 - 一、总单元中注明所需开关、按钮、指示灯、电流表数量规格、产品安装方式、进线方式；
 - 二、分单元中详细注明开关、按钮、指示灯、电流表各自的参数，如数量、规格、电压等；

如：一表一开关立式，开关代号为A，表量程为100/5，

应标注为: BZC51-B1K1L、 BZC51-B1-1 (100/5)、BZC51-K1-1A

二钮一表二灯挂式，表量程为200/5，指示灯为220V红绿各1个，2个按钮规格均为一常开一常闭。

标注为: BZC51-A2B1D2G、BZC51-A2-2I、BZC51-B1-1(200/5)、BZC51-D21Rd/1Gd

- The product can be used indoors or outdoors, if used outdoors, it shall be provided with the rain screen to enhance the product protection performance.

1、In the general unit, please specify the quantity and specification of required switch, button, indicator lamp as well as ammeter respectively, installation way and inlet way of product.

2、In the branch unit, please specify the parameters of switch, button, indicator lamp and ammeter respectively, such as quantity, spec. And voltage, etc.

One meter one switch vertical type, the code of the switch is A, one meter the

measuring range is 100/5. BZC51-A1K1Z、BZC51-A1-1(100/5)、BZC51-K1-1A

Two buttons one meter pendant type, two indicators one meter, the measuring range is 200/5, one red indicator, one green indicator, the voltage is 220V, two buttons are 1NO+1NC. BZC51-B2A1D2G、BZC51-B2-2I、BZC51-A1-1(200/5)、BZC51-D2-1Rd/1Gd

指示灯代号 Indicator code

代号 Code	a	b	c	d	e
电压 Voltage(V)	12	24	36	220	380

按钮代号 Button code

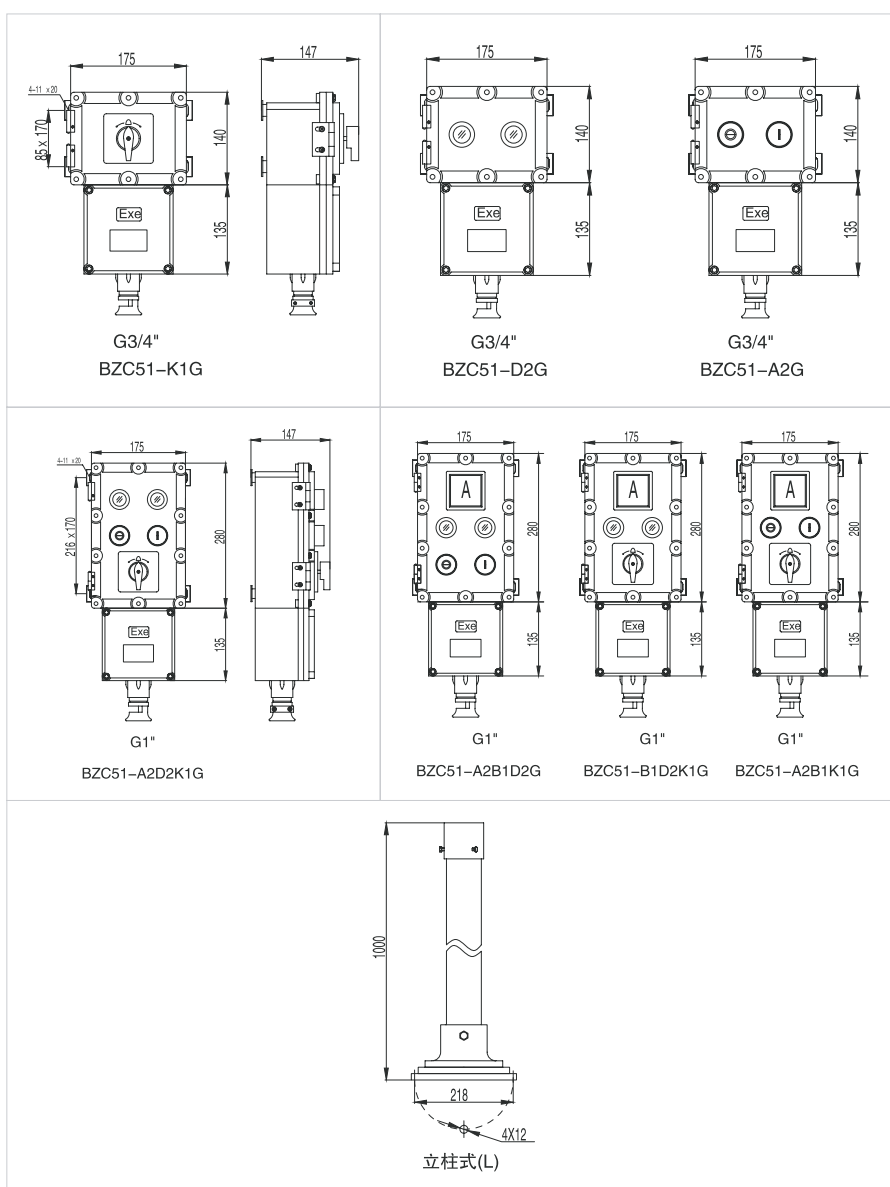
代号 Code	I	II	III
按钮触头形式 Form of button contact	一常开一常闭 1NO+1NC	二常开 2NO	二常闭 2NC

代号 Code	R	G	Y	W
颜色 Color	红色 Red	绿色 Green	黄色 Yellow	白色 White

BZC51

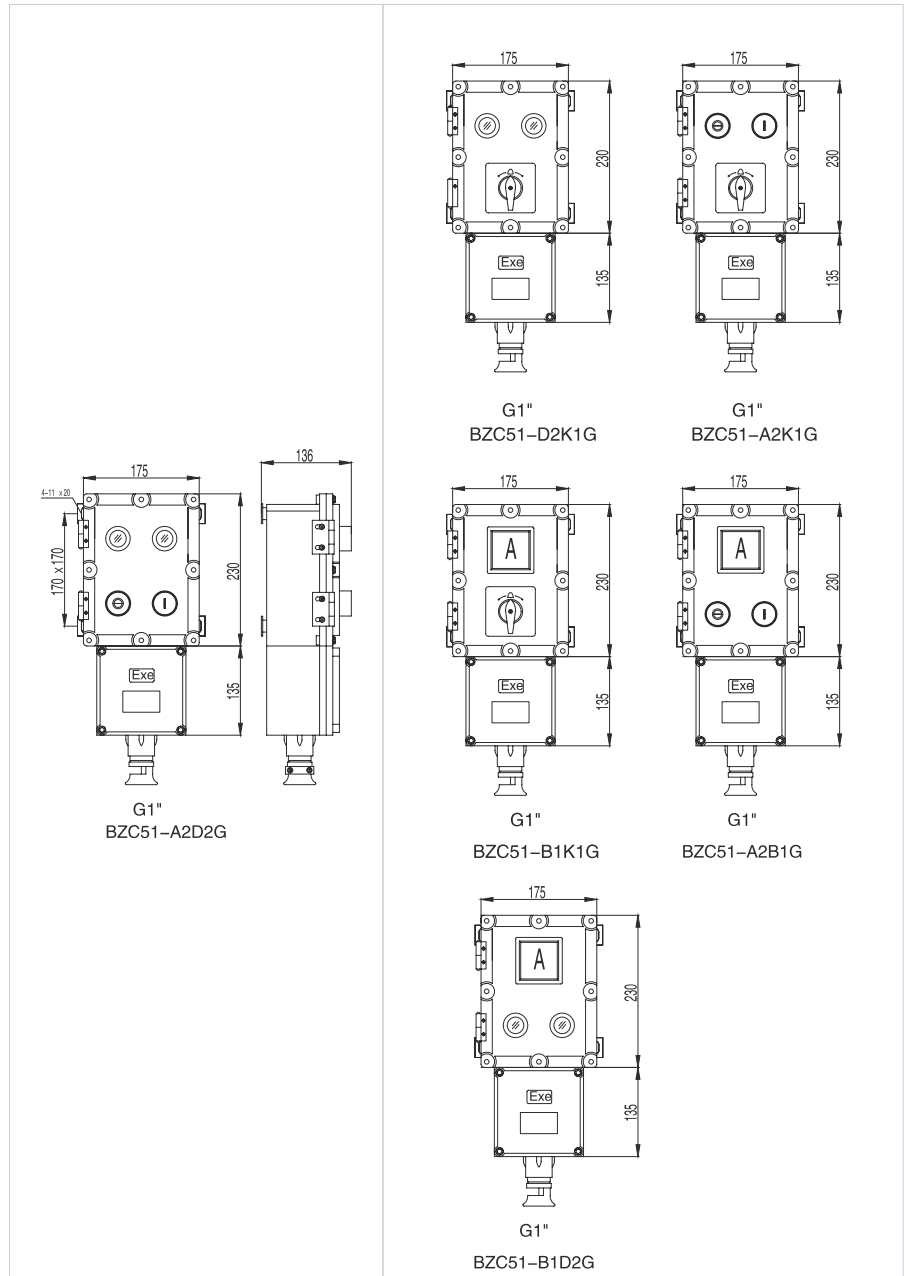
系列防爆操作柱(II B)

外形及安装举例 Outline and mounting example



BZC51

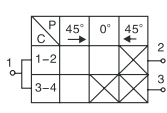
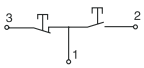

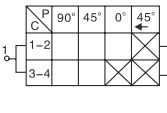
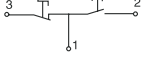
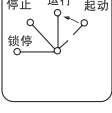
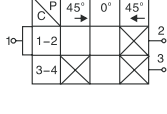

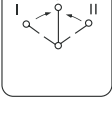
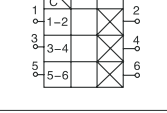
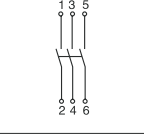
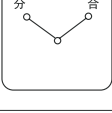
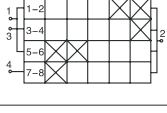
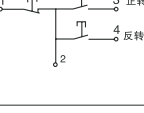
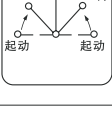
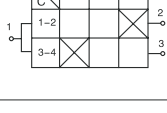
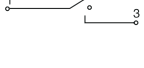
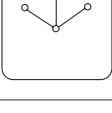
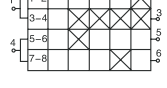


Type explosion-proof operating post (II B)



BZC51

系列防爆操作柱(II B)

开关代号简要说明 Brief instruction for switch code

开关组合符号 The code of switch	接触图 Chart of contact	等效开关 Equivalent switch	旋钮位置(实线表示定位虚线自复位) Rotary button position, real line denotes location broken line denoter auto-resetting	等效功能说明 Instruction for equivalent function
A				A、功能接线均与双按钮相同、自动复位。 Functional wiring is the same as button with auto resetting.
B				B、功能与双按钮相同、启动复位,增加了锁停档位,避免误操作。 Functional wiring is the same as button with auto resetting, and "lock-stop" is to avoid mistaken operation.
C				C、功能为二个带常开触点按钮,自动复位,适合于高压电机控制电路。或采用A功能面板。 Button with two usually-open contacts and auto-resets, suitable for high-voltage engine control circuit function panel A.
D				D、小功率电源开关。 Mini-power switch
E				E、功能与三按钮相同,控制电机正反转用,正,反启动位置自动复位。 Function is the same as three buttons to control conversion of FW and BW engine, both starters can auto-reset.
F				F、选择开关,中间带停止档位。 Selected switch with stop location in midst.
G				G、相当于二个按钮和一个切换开关装于一轴,在启动与停止之间均可输出联络信号或监控信号。 Be equal to mount two buttons and one change-over switch in one axis, can output contact signal or monitorsignal before starting and stopping.

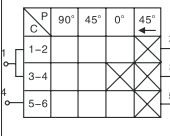
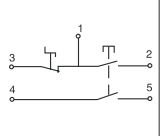
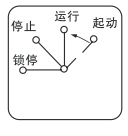
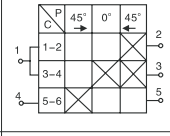
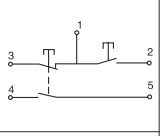
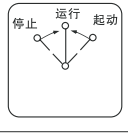
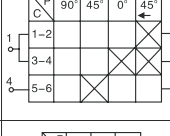
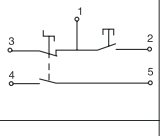
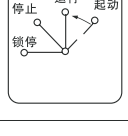
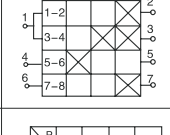
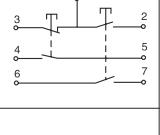
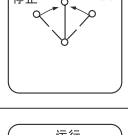
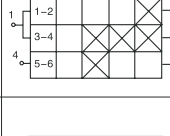
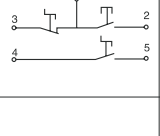
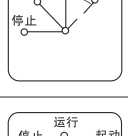
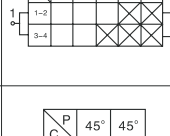
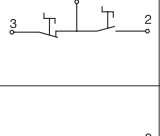
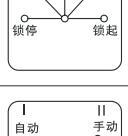
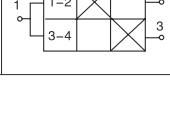

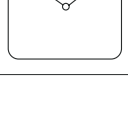
BZC51

Type explosion-proof operating post (II B)

开关组合符号 The code of switch	接触图 Chart of contact	等效开关 Equivalent switch	旋钮位置(实线表示定位虚线自复位) Rotary button position, real line denotes location broken line denoter auto-resetting	等效功能说明 Instruction for equivalent function
H				H、多信号逐级传送, 方向任意旋转。 Multi-signals transmit gradually and convert in random.
I				I、在H基础上增加了总信号传送功能。 Add function of chief-signal transmittin on the base of H structure.
J				J、二位进级、逐级切换。 J: binary and gradual changoover, change-over gradually
K				K、切换开关。 K: change-over switch
L				L、三级双掷选择开关。 L: selected switch with three poples and two launches.
M				M、自动、手动、起动三位置转换开关, 起动自动复位, 起动后必须经过停止档位才能转向自动档位。 M、shift switch with auto motion, hand, starting.convert to auto-step through stop step.
N				N、与M万能结构略有不同, 起动后不经过停止档位直接转向自动档次。 N: little difference from multi-function structure, after starting, it doesn't pass stop step to directly turn to auto-step.

BZC51

系列防爆操作柱(II B)

开关组合符号 The code of switch	接触图 Chart of contact	等效开关 Equivalent switch	旋钮位置(实线表示定位虚线自复位) Rotary button position, real line denotes location broken line denoter auto-resetting	等效功能说明 Instruction for equivalent function
O				O、起、停为双触点带锁停功能，起、停自动复位。 O: double contacts for starting with lock-stopping and auto-resetting.
P				P、停止为双触点，可分别代替A和C，起停自动复位。 P: double contacts for stopping, the same as for starting, stopping, and auto-resetting.
Q				Q、停止带双触点，带锁停功能，起、停自动复位，同B万能面板。 Q: double contacts for stopping, the same as B universal panel with lock stopping and auto-resetting.
R				R、起、停均带双触点，起、停均自动复位，同A万能面板。 R: double for both starting and stopping, the same as A universal panel with auto-resetting when starting and stopping.
S				S、起、停前先传递一个联络信号。 S: transmit a contact signal before starting and stopping.
T				T、起、停均带锁停档位功能，避免误操作，不自动复位。 T: Equipped with lock-stop step when start-ing and stopping, can't auto-reset to providemistake operating.
U				U、为双控选择开关。 U: double-control switch.

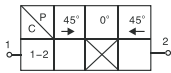

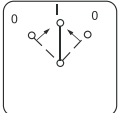
BZC51

Type explosion-proof operating post (II B)

开关组合符号 The code of switch	接触图 Chart of contact	等效开关 Equivalent switch	旋钮位置(实线表示定位虚线自复位) Rotary button position, real line denotes location broken line denoter auto-resetting	等效功能说明 Instruction for equivalent function
V				V、电压换相测量转换开关。 V: change-over switch for voltage phase-changed measuring.
W				W、一个二常开自动复位按钮，左右。 W: one auto-reset buttons with two usually-open contactor.
X				X、为二个二常一开触点的自动复位按钮。 X: two auto-rest buttons with two usually-open contactor.
Y				Y、为带四个常开触点的自动复位按钮。 Y: Auto-reset button with four usually-open contactors.
Z				Z、电源程序开关，中间断开，左右均接近、可作消防开关。 Z: power-source programmed switch can cut off between of them and cut in both left and right which can be used as fire fighting switch.
a				A、用于启动，点动混合电路。 a: for starting and inching the mixed circuit.
b				b、双联动开关。 b: double starting switch

BZC51

系列防爆操作柱(ⅡB)

开关组合符号 The code of switch	接触图 Chart of contact	等效开关 Equivalent switch	旋钮位置(实线表示定位 虚线自复位) Rotary button position, real line denotes location broken line denoter auto-resetting	等效功能说明 Instruction for equivalent function
e				<p>e、急停开关。 e: emergency stopping switch</p>